



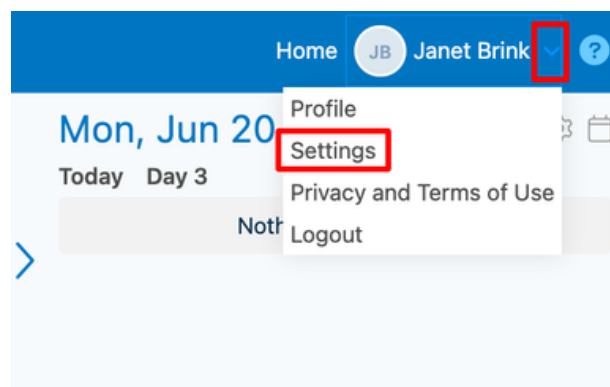
# TURNING ON NOTIFICATIONS

To receive mobile notifications, download the Edsby app

## STEP 1

On a web browser, click on settings in the top right.

On the app, click the 3 lines (top left) then settings.



## STEP 3

Click **Personal**, **School**, and **Children** to ensure **all** notifications are selected.

### Notifications

Edsby can notify you w/

#### General

Activity Digest

**Personal**

#### Organization

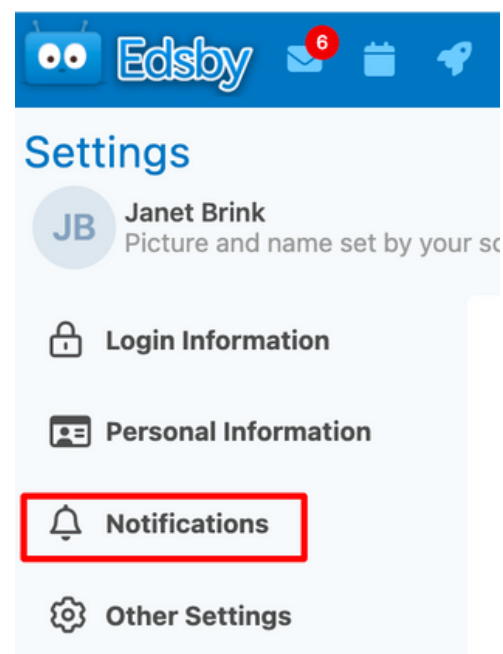
**SK Elementary**

#### Children

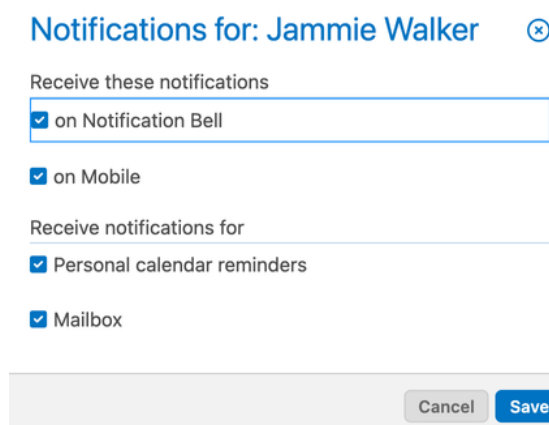
**Deanna Walker**

## STEP 2

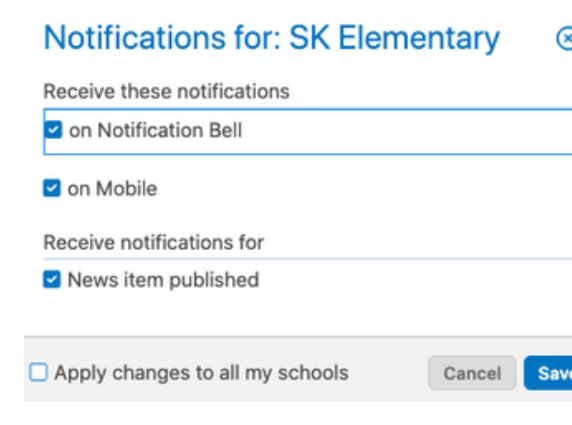
Click Notifications



### PERSONAL



### SCHOOL



### CHILD

